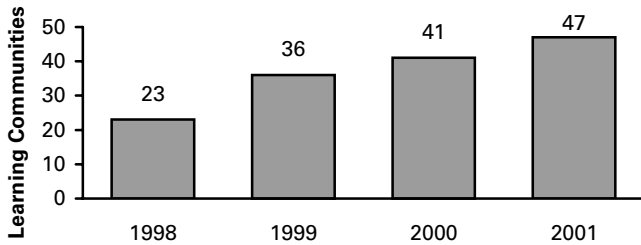


LEARNING COMMUNITIES AT ISU

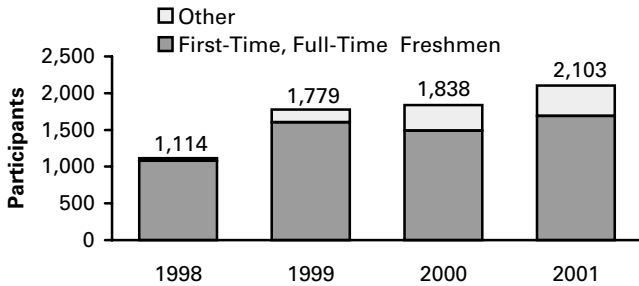
- Learning communities began in 1995 as a grass roots initiative and have since become part of the formal university structure.
- Learning communities are a collaborative effort between Academic Affairs and Student Affairs.
- Learning communities relate to Iowa State's strategic plan goal of learner-centered teaching.
- The learning community vision is to create a network of diverse, focused and integrated communities that encourage collaboration to enhance student learning and development.
- Intended outcomes of 50% or more of all learning communities include enhancement of:
 - A sense of belonging in academic community
 - Social skills, interdependence, group/team work skills
 - Interest in and acclimation to the discipline
 - Understanding of the department, college, and university
 - Critical/analytical thinking and problem solving skills
 - Awareness of career choices and options
 - First year transition

GROWTH IN LEARNING COMMUNITIES, FALL

Number of Learning Communities



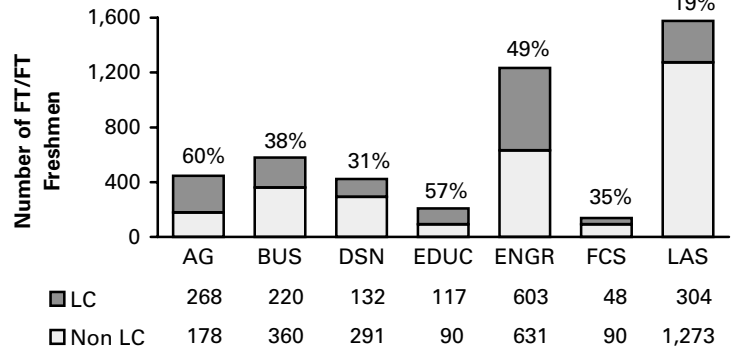
Number of Participants



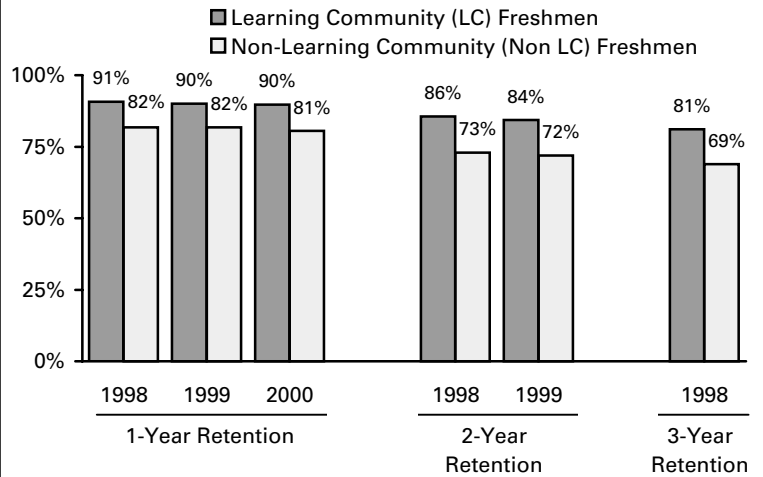
PARTICIPATION OF FIRST-TIME/FULL-TIME (FT/FT) FRESHMEN, FALL

	First-Time, Full-Time Freshman Participants				2001 FT/FT Total Enroll	% of 2001 FT/FT in LC
	1998	1999	2000	2001		
Learning Comm. Total	1,080	1,603	1,491	1,692	4,605	36.7%
Race/Ethnicity						
African American	29	71	51	58	146	39.7%
Am. Indian/Alaska Native	1	5	4	5	12	41.7%
Asian/Pacific Islander	15	31	38	73	146	50.0%
Hispanic	12	32	52	51	100	51.0%
Total Minority	57	139	145	187	404	46.3%
White and Other	1,016	1,446	1,337	1,491	4,095	36.4%
International	7	18	9	14	106	13.2%
Gender						
Female	579	793	711	779	2,093	37.2%
Male	501	810	780	913	2,512	36.3%

NUMBER AND PERCENT OF FIRST-TIME, FULL-TIME FRESHMAN STUDENTS PARTICIPATING IN LEARNING COMMUNITIES BY COLLEGE, FALL 2001



RETENTION



ISU UNDERGRADUATE EDUCATION SURVEY, FALL 2000 POSTTEST RESULTS*

	LC	Non LC
Use of Time (hours per week) (1=1 to 2, 2=3 to 4, 3=5 to 6, 4=7 to 8... 7=13 to 14, 8=15 to 16)		
Classes and Labs	7.26	7.45
Studying in groups	2.14 †	1.57
Talking with advisor	1.45 †	1.10
Talking with instructor outside class	1.51 †	1.12
Community service/volunteer work	1.75 †	1.33
Leadership activities	2.12 †	1.74
Paid work	2.52	3.04 †
Factors that promote learning and persistence (1=strongly disagree, 9=strongly agree)		
I was able to earn high grades in classes	6.39 †	5.83
My professors had high expectations for me	6.64 †	6.15
I better understand the nature of my major	6.64 †	5.98
Had experiences that help meet my goals as a student	6.51 †	6.13
Received prompt feedback about my class progress	5.88 †	5.30
Satisfaction with ISU (1=strongly dissatisfied, 9=strongly satisfied)		
Opportunities to interact closely with faculty	6.08 †	5.40
Support, encouragement or advice from faculty	6.00 †	5.05
Opportunities to participate in organizations	6.88 †	6.46
Opportunities to work collaboratively w/other students	6.68 †	5.95
Opportunities to develop or participate in study groups	6.46 †	5.75
Opportunities to apply learning to real world problems	6.25 †	5.71
Opportunities to practice skills	6.29 †	5.83
Overall quality of instruction	6.66 †	6.35
Overall quality of classmates	6.97 †	6.54
Overall experience at ISU	7.21 †	6.96

* ISU Undergraduate Education Survey 2000 final report is available at <http://www.public.iastate.edu/~learncommunity/finalreport2000.pdf>
 † Means are statistically different, p ≤ .01.
 ‡ p ≤ .05.